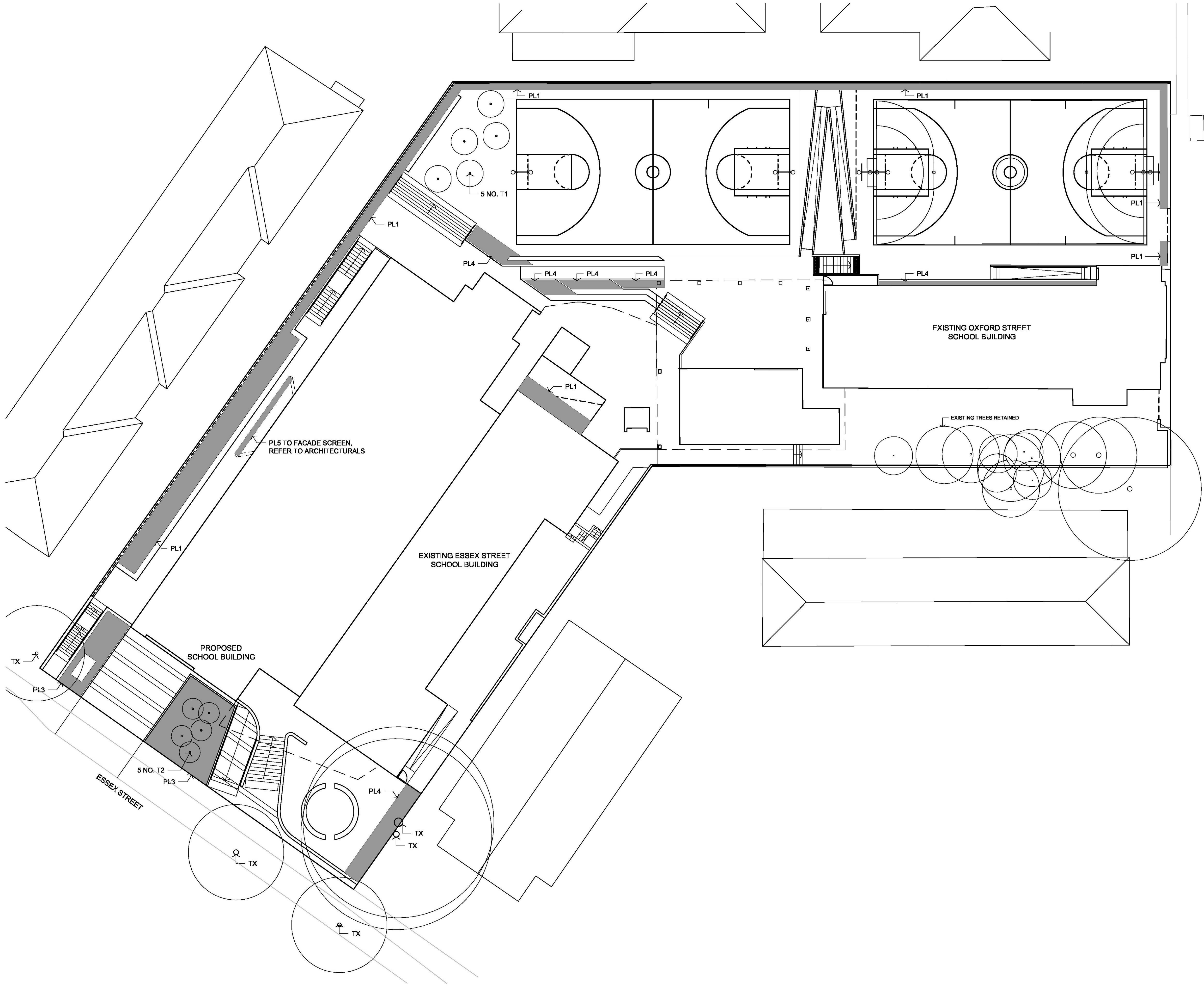




DRAWING NO.	REV
DA L02	02



DRAWING NO.	REV
DA L02	02



PLANTING SCHEDULE

CODE	SPECIES	COMMON NAME	POT SIZE
TREES			
T1	<i>Ulmus parvifolia</i>	Chinese Elm	200L
T2	<i>Casuarina glauca</i>	Swamp Oak	200L
PLANTING TYPE 1			
BAMBOO SCREEN PLANTING			
PL1	<i>Bambusa lako</i>	Timor Black	45L Bag
PLANTING TYPE 2			
ROOF TERRACE POT PLANTING			
PL2	<i>Mixed Succulents and Vegetable Plants</i>		150mm
	<i>Agave sp.</i>		150mm
	<i>Adromischus sp.</i>		150mm
	<i>Cotyledon orbiculatum</i>		150mm
	<i>Hawthoria sp.</i>		150mm
	<i>Graptoveria sp.</i>		150mm
	<i>Sedum morganiums</i>		150mm
PLANTING TYPE 3			
RAINGARDEN PLANTING			
PL3	<i>Ficinia nodosa</i>	Knobbly club-rush	150mm
	<i>Juncus usitatus</i>	Common Rush	150mm
PLANTING TYPE 4			
FERN PLANTING			
PL4	<i>Adiantum aethiopicum</i>	Common Maidenhair Fern	150mm
	<i>Calochlaena dubia</i>	Common Ground Fern	150mm
	<i>Cyathea cooperi</i>	Australian Tree Fern	45L
	<i>Gleichenia dicarpa</i>	Pouched Coral Fern	150mm
PLANTING TYPE 5			
VINE PLANTING			
PL5	<i>Solanum jasminoides</i>	White Potato Creeper	150mm



Casuarina Glauca



Cyathea cooperi



Ulmus parvifolia



Adiantum aethiopicum



Bambusa Lako



Calochlaena dubia



Ficinia nodosa



Juncus Usitatus

© 2018. THIS DRAWING IS COPYRIGHT OF TYRRELLSTUDIO PTY LTD.

NOTES
DO NOT SCALE DRAWINGS. WRITTEN DIMENSIONS GOVERN.
ALL DIMENSIONS ARE SHOWN IN MILLIMETRES UNLESS OTHERWISE NOTED.
ALL DIMENSIONS SHALL BE VERIFIED ON SITE BEFORE PROCEEDING WITH THE WORK.
TYRRELLSTUDIO SHALL BE NOTIFIED IN WRITING OF ANY DISCREPANCIES.
THIS DRAWING MUST BE READ IN CONJUNCTION WITH ALL RELEVANT CONTRACTS,
SPECIFICATIONS AND DRAWINGS.
THIS DRAWING IS AN UNCONTROLLED COPY UNLESS OTHERWISE NOTED.

LEGEND

PV1 CONCRETE PAVING
PV2 ASPHALT PAVING
PV3 GRAVEL
PV4 REBOUND ACE
PV5 SYNTHETIC TURF
FEN1 1800mm HIGH TIMBER LAPPED FENCE
FEN2 BASKETBALL NETTING FENCE
FEN3 1800mm HIGH CHAIN MESH FENCE
BLACK PVC COATED

PL1 PLANTING TYPE 1: BAMBOO PLANTING
PL2 PLANTING TYPE 2: ROOF TERRACE
PL3 PLANTING TYPE 3: RAINGARDEN
PL4 PLANTING TYPE 4: FERN PLANTING
TX EXISTING TREE
T1 NEW TREE TYPE 1: CHINESE ELM
T2 NEW TREE TYPE 2: SWAMP OAK
REFER TO PLANTING PLAN FOR MORE DETAILS

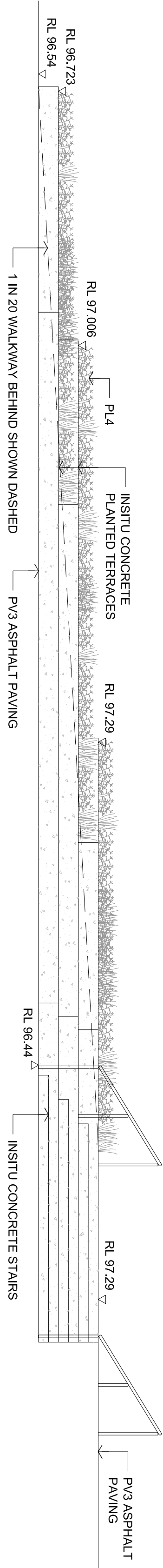
EX RL
RL
TOW
TOK
EXISTING RELATIVE LEVEL
RELATIVE LEVEL
TOP OF WALL RELATIVE LEVEL
TOP OF KERB RELATIVE LEVEL

TYRRELLSTUDIO

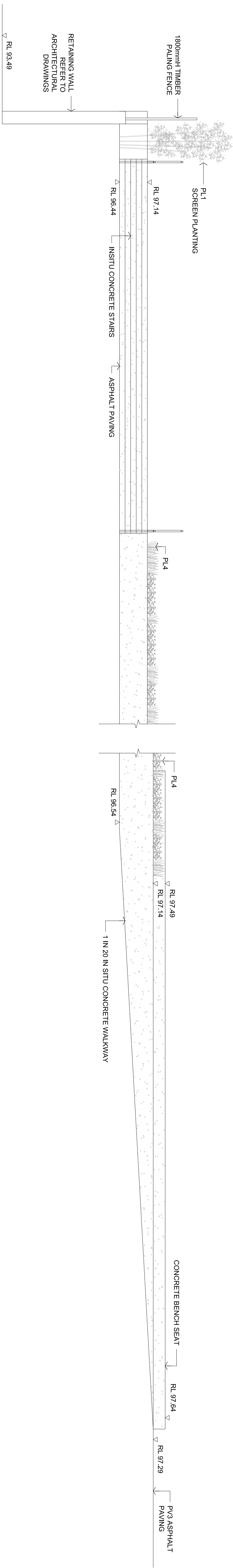
MAIL OFFICE
PO Box 1462, Merry NSW Australia 1555
Level 1, 25 The Corso,
Merry NSW 2209
02 8358 9623
04 91 828 888
www.tyrrellstudio.com

REV	DESCRIPTION	DATE
01	DA ISSUE	27.01.2017

PROJECT	ARDEN ANGLICAN SCHOOL 50 OXFORD STREET, EPPING, NSW	PROJECT NO.	1613	SCALE AT A1	1:200
CLIENT	ARDEN ANGLICAN SCHOOL	ISSUE DATE	27.01.2017		
DRAWING TITLE	PLANTING PLAN	DRAWING NO.	DA L03	REV	01



01 SECTIONAL ELEVATION A-A
SCALE 1:50@A1



02 SECTIONAL ELEVATION B-B
SCALE 1:50@A1

03 SECTIONAL ELEVATION C-C
SCALE 1:50@A1

© 2016, THIS DRAWING IS COPYRIGHT OF TYRRELLSTUDIO PTY LTD.
NOTES
DO NOT SCALE DRAWINGS, VERIFY ALL DIMENSIONS ON SITE.
ALL DIMENSIONS SHALL BE VERIFIED ON SITE BEFORE PROCEEDING WITH THE WORK.
TYRRELLSTUDIO SHALL BE NOTIFIED IN WRITING OF ANY DISCREPANCIES.
THIS DRAWING IS AN UNCONTROLLED COPY, UNLESS OTHERWISE NOTED.

LEGEND		
CONCRETE PAVING	PL1	PLANTING TYPE 1: SCREENING PLANTING
ASPHALT PAVING	PL2	PLANTING TYPE 2: ROOF TERRACE PLANTING
SCREEN PLANTING	PL3	PLANTING TYPE 3: NATIVE GRASS PLANTING
RETAINING WALL	PL4	PLANTING TYPE 4: HEDGE PLANTING
CONCRETE STAIRS	PL5	PLANTING TYPE 5: HEDGE PLANTING
CONCRETE BENCH SEAT	PL6	PLANTING TYPE 6: HEDGE PLANTING
CONCRETE TERRACE	PL7	PLANTING TYPE 7: HEDGE PLANTING
CONCRETE TERRACE	PL8	PLANTING TYPE 8: HEDGE PLANTING
CONCRETE TERRACE	PL9	PLANTING TYPE 9: HEDGE PLANTING
CONCRETE TERRACE	PL10	PLANTING TYPE 10: HEDGE PLANTING
CONCRETE TERRACE	PL11	PLANTING TYPE 11: HEDGE PLANTING
CONCRETE TERRACE	PL12	PLANTING TYPE 12: HEDGE PLANTING
CONCRETE TERRACE	PL13	PLANTING TYPE 13: HEDGE PLANTING
CONCRETE TERRACE	PL14	PLANTING TYPE 14: HEDGE PLANTING
CONCRETE TERRACE	PL15	PLANTING TYPE 15: HEDGE PLANTING
CONCRETE TERRACE	PL16	PLANTING TYPE 16: HEDGE PLANTING
CONCRETE TERRACE	PL17	PLANTING TYPE 17: HEDGE PLANTING
CONCRETE TERRACE	PL18	PLANTING TYPE 18: HEDGE PLANTING
CONCRETE TERRACE	PL19	PLANTING TYPE 19: HEDGE PLANTING
CONCRETE TERRACE	PL20	PLANTING TYPE 20: HEDGE PLANTING
CONCRETE TERRACE	PL21	PLANTING TYPE 21: HEDGE PLANTING
CONCRETE TERRACE	PL22	PLANTING TYPE 22: HEDGE PLANTING
CONCRETE TERRACE	PL23	PLANTING TYPE 23: HEDGE PLANTING
CONCRETE TERRACE	PL24	PLANTING TYPE 24: HEDGE PLANTING
CONCRETE TERRACE	PL25	PLANTING TYPE 25: HEDGE PLANTING
CONCRETE TERRACE	PL26	PLANTING TYPE 26: HEDGE PLANTING
CONCRETE TERRACE	PL27	PLANTING TYPE 27: HEDGE PLANTING
CONCRETE TERRACE	PL28	PLANTING TYPE 28: HEDGE PLANTING
CONCRETE TERRACE	PL29	PLANTING TYPE 29: HEDGE PLANTING
CONCRETE TERRACE	PL30	PLANTING TYPE 30: HEDGE PLANTING
CONCRETE TERRACE	PL31	PLANTING TYPE 31: HEDGE PLANTING
CONCRETE TERRACE	PL32	PLANTING TYPE 32: HEDGE PLANTING
CONCRETE TERRACE	PL33	PLANTING TYPE 33: HEDGE PLANTING
CONCRETE TERRACE	PL34	PLANTING TYPE 34: HEDGE PLANTING
CONCRETE TERRACE	PL35	PLANTING TYPE 35: HEDGE PLANTING
CONCRETE TERRACE	PL36	PLANTING TYPE 36: HEDGE PLANTING
CONCRETE TERRACE	PL37	PLANTING TYPE 37: HEDGE PLANTING
CONCRETE TERRACE	PL38	PLANTING TYPE 38: HEDGE PLANTING
CONCRETE TERRACE	PL39	PLANTING TYPE 39: HEDGE PLANTING
CONCRETE TERRACE	PL40	PLANTING TYPE 40: HEDGE PLANTING
CONCRETE TERRACE	PL41	PLANTING TYPE 41: HEDGE PLANTING
CONCRETE TERRACE	PL42	PLANTING TYPE 42: HEDGE PLANTING
CONCRETE TERRACE	PL43	PLANTING TYPE 43: HEDGE PLANTING
CONCRETE TERRACE	PL44	PLANTING TYPE 44: HEDGE PLANTING
CONCRETE TERRACE	PL45	PLANTING TYPE 45: HEDGE PLANTING
CONCRETE TERRACE	PL46	PLANTING TYPE 46: HEDGE PLANTING
CONCRETE TERRACE	PL47	PLANTING TYPE 47: HEDGE PLANTING
CONCRETE TERRACE	PL48	PLANTING TYPE 48: HEDGE PLANTING
CONCRETE TERRACE	PL49	PLANTING TYPE 49: HEDGE PLANTING
CONCRETE TERRACE	PL50	PLANTING TYPE 50: HEDGE PLANTING
CONCRETE TERRACE	PL51	PLANTING TYPE 51: HEDGE PLANTING
CONCRETE TERRACE	PL52	PLANTING TYPE 52: HEDGE PLANTING
CONCRETE TERRACE	PL53	PLANTING TYPE 53: HEDGE PLANTING
CONCRETE TERRACE	PL54	PLANTING TYPE 54: HEDGE PLANTING
CONCRETE TERRACE	PL55	PLANTING TYPE 55: HEDGE PLANTING
CONCRETE TERRACE	PL56	PLANTING TYPE 56: HEDGE PLANTING
CONCRETE TERRACE	PL57	PLANTING TYPE 57: HEDGE PLANTING
CONCRETE TERRACE	PL58	PLANTING TYPE 58: HEDGE PLANTING
CONCRETE TERRACE	PL59	PLANTING TYPE 59: HEDGE PLANTING
CONCRETE TERRACE	PL60	PLANTING TYPE 60: HEDGE PLANTING
CONCRETE TERRACE	PL61	PLANTING TYPE 61: HEDGE PLANTING
CONCRETE TERRACE	PL62	PLANTING TYPE 62: HEDGE PLANTING
CONCRETE TERRACE	PL63	PLANTING TYPE 63: HEDGE PLANTING
CONCRETE TERRACE	PL64	PLANTING TYPE 64: HEDGE PLANTING
CONCRETE TERRACE	PL65	PLANTING TYPE 65: HEDGE PLANTING
CONCRETE TERRACE	PL66	PLANTING TYPE 66: HEDGE PLANTING
CONCRETE TERRACE	PL67	PLANTING TYPE 67: HEDGE PLANTING
CONCRETE TERRACE	PL68	PLANTING TYPE 68: HEDGE PLANTING
CONCRETE TERRACE	PL69	PLANTING TYPE 69: HEDGE PLANTING
CONCRETE TERRACE	PL70	PLANTING TYPE 70: HEDGE PLANTING
CONCRETE TERRACE	PL71	PLANTING TYPE 71: HEDGE PLANTING
CONCRETE TERRACE	PL72	PLANTING TYPE 72: HEDGE PLANTING
CONCRETE TERRACE	PL73	PLANTING TYPE 73: HEDGE PLANTING
CONCRETE TERRACE	PL74	PLANTING TYPE 74: HEDGE PLANTING
CONCRETE TERRACE	PL75	PLANTING TYPE 75: HEDGE PLANTING
CONCRETE TERRACE	PL76	PLANTING TYPE 76: HEDGE PLANTING
CONCRETE TERRACE	PL77	PLANTING TYPE 77: HEDGE PLANTING
CONCRETE TERRACE	PL78	PLANTING TYPE 78: HEDGE PLANTING
CONCRETE TERRACE	PL79	PLANTING TYPE 79: HEDGE PLANTING
CONCRETE TERRACE	PL80	PLANTING TYPE 80: HEDGE PLANTING
CONCRETE TERRACE	PL81	PLANTING TYPE 81: HEDGE PLANTING
CONCRETE TERRACE	PL82	PLANTING TYPE 82: HEDGE PLANTING
CONCRETE TERRACE	PL83	PLANTING TYPE 83: HEDGE PLANTING
CONCRETE TERRACE	PL84	PLANTING TYPE 84: HEDGE PLANTING
CONCRETE TERRACE	PL85	PLANTING TYPE 85: HEDGE PLANTING
CONCRETE TERRACE	PL86	PLANTING TYPE 86: HEDGE PLANTING
CONCRETE TERRACE	PL87	PLANTING TYPE 87: HEDGE PLANTING
CONCRETE TERRACE	PL88	PLANTING TYPE 88: HEDGE PLANTING
CONCRETE TERRACE	PL89	PLANTING TYPE 89: HEDGE PLANTING
CONCRETE TERRACE	PL90	PLANTING TYPE 90: HEDGE PLANTING
CONCRETE TERRACE	PL91	PLANTING TYPE 91: HEDGE PLANTING
CONCRETE TERRACE	PL92	PLANTING TYPE 92: HEDGE PLANTING
CONCRETE TERRACE	PL93	PLANTING TYPE 93: HEDGE PLANTING
CONCRETE TERRACE	PL94	PLANTING TYPE 94: HEDGE PLANTING
CONCRETE TERRACE	PL95	PLANTING TYPE 95: HEDGE PLANTING
CONCRETE TERRACE	PL96	PLANTING TYPE 96: HEDGE PLANTING
CONCRETE TERRACE	PL97	PLANTING TYPE 97: HEDGE PLANTING
CONCRETE TERRACE	PL98	PLANTING TYPE 98: HEDGE PLANTING
CONCRETE TERRACE	PL99	PLANTING TYPE 99: HEDGE PLANTING
CONCRETE TERRACE	PL100	PLANTING TYPE 100: HEDGE PLANTING

TYRRELLSTUDIO

PO Box 142, Llandudno, Llandudno, NSW
02 9333 1000
www.tyrellstudio.com

REV	DESCRIPTION	DATE
02	DA ISSUE REVISION	02.08.2017

PROJECT	PROJECT NO.	SCALE
ARDEN ANGLICAN SCHOOL	1613	A1
CLIENT	ISSUE DATE	REV
ARDEN ANGLICAN SCHOOL	02.08.2017	02
DRAWING TITLE	DRAWING NO.	REV
LANDSCAPE SECTIONS	DA L04	02